


N14/3 Sinus

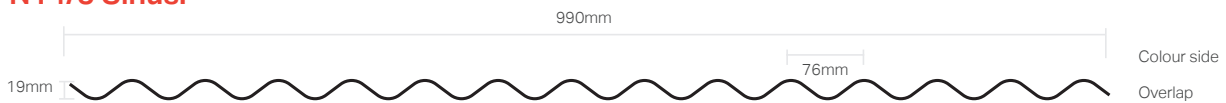
Profile:



Side lap detail:



N14/3 Sinus:



Profile Geometry:

Cover Width: 990mm	Profile Depth: 19mm	Pitch: 76mm	Crown Width: R19	Trough Width: R19	Gauge: 0.5mm 0.7mm	Weight: 4.8kg/m ² 6.7kg/m ²
-----------------------	------------------------	----------------	---------------------	----------------------	--------------------------	---

Profiles Manufacture in accordance with BS EN 14782

Self Curve - Min 40m Radius

Anti-Condensation Fleece - Available

Product Specification:









Sheet Length

- Min Length - 1 Metres
- Max Standard Length* -8 Metres

Fire Classification

- Single Skin - Broof t4
- Protex® System - Broof t4

External Finish:

	<u>Mission XP40°</u>	<u>Granite® HDX</u>	<u>GreenCoat® Hiarc Max</u>	<u>GreenCoat® Pural BT</u>
External Finish Warranty*	40 Years	35 Years	40 Years	40 Years
External Finish Thickness	200 Microns	55 Microns	40 Microns	50 Microns
Appearance	Steon®	Slight Texture	Slight Texture	Slight Texture
Colour Range	Solid	Solid & Metallic	Solid & Metallic	Solid & Metallic
Corrosion Classification	RC5	RC5	RC5	RC5
UV Classification	RUV4	RUV4	RUV4	RUV4
Fire Classification	C,S2-D0	A1/A2	A1	A1
Environmental Rating	 	 	 	  

* Warranty subject to application, colour and location.

** Max length subject to transport limitations. For lengths outside the limitations, speak to the team.

Typical Fixing Detail:

Sheet Ends

- Every 3no pitch

Intermediate Supports


- Every 3no pitch

End laps

- Every 3no Pitch
- Sealant – 2x Runs 6x5 Butyl Mastic

Side Lap

- Fixing - 450mm Centres
- Sealant – 1x Run 6x5 Butyl Mastic





Load Tables




Positive Imposed Load (Gravity and Uplift) kN/m²

Span Type	Gauge (mm)	L/200 Span (mm)															
		1	1.1	1.2	1.3	1.4	1.5	1.6	1.7	1.8	1.9	2.0	2.1	2.2	2.3	2.4	2.5
Single Span 	0.5	1.75	1.31	1.01	0.80	0.64	0.52	0.43	0.36	0.30	0.25	0.22	0.19	0.16	0.14	0.13	0.11
	0.7	2.45	1.84	1.42	1.11	0.89	0.73	0.60	0.50	0.42	0.36	0.31	0.26	0.23	0.20	0.18	0.16
Double Span 	0.5	2.91	2.19	1.69	1.33	1.06	0.86	0.71	0.59	0.50	0.42	0.36	0.31	0.27	0.24	0.21	0.19
	0.7	4.08	3.06	2.36	1.86	1.49	1.21	1.00	0.83	0.70	0.59	0.51	0.44	0.38	0.34	0.30	0.26
Multi Span 	0.5	2.91	2.19	1.69	1.33	1.06	0.86	0.71	0.59	0.50	0.42	0.36	0.31	0.27	0.24	0.21	0.19
	0.7	4.08	3.06	2.36	1.86	1.49	1.21	1.00	0.83	0.70	0.59	0.51	0.44	0.38	0.34	0.30	0.26

Positive & Negative Imposed Load (Gravity and Uplift) kN/m²

Span Type	Gauge (mm)	L/150 Span (mm)															
		1	1.1	1.2	1.3	1.4	1.5	1.6	1.7	1.8	1.9	2.0	2.1	2.2	2.3	2.4	2.5
Single Span 	0.5	2.33	1.75	1.35	1.06	0.85	0.69	0.57	0.47	0.40	0.34	0.29	0.25	0.22	0.19	0.17	0.15
	0.7	3.26	2.45	1.89	1.49	1.19	0.97	0.80	0.66	0.56	0.48	0.41	0.35	0.31	0.27	0.24	0.22
Double Span 	0.5	3.41	2.25	1.42	0.95	0.67	0.49	0.36	2.33	1.35	0.85	0.57	0.4	0.29	0.29	0.22	0.21
	0.7	4.77	3.15	1.98	1.33	0.93	0.68	0.51	2.33	1.35	0.85	0.57	0.4	0.29	0.29	0.22	0.22
Multi Span 	0.5	3.88	2.92	2.25	1.77	1.42	1.15	0.95	0.79	0.67	0.57	0.49	0.42	0.36	0.32	0.28	0.25
	0.7	5.44	4.09	3.15	2.48	1.98	1.61	1.33	1.11	0.93	0.79	0.68	0.59	0.51	0.45	0.39	0.35

Negative Imposed Load (Gravity and Uplift) kN/m²

Span Type	Gauge (mm)	L/90 Span (mm)															
		1	1.1	1.2	1.3	1.4	1.5	1.6	1.7	1.8	1.9	2.0	2.1	2.2	2.3	2.4	2.5
Single Span 	0.5	3.41	2.82	2.25	1.77	1.42	1.15	0.95	0.79	0.67	0.57	0.49	0.42	0.36	0.32	0.28	0.25
	0.7	4.77	3.94	3.15	2.48	1.98	1.61	1.33	1.11	0.93	0.79	0.68	0.59	0.51	0.45	0.39	0.35
Double Span 	0.5	3.41	2.82	2.37	2.02	1.74	1.51	1.33	1.18	1.05	0.94	0.81	0.70	0.61	0.53	0.47	0.41
	0.7	4.77	3.94	3.31	2.82	2.43	2.12	1.86	1.65	1.47	1.32	1.13	0.98	0.85	0.75	0.66	0.58
Multi Span 	0.5	4.26	3.52	2.96	2.52	2.17	1.89	1.58	1.32	1.11	0.94	0.81	0.70	0.61	0.53	0.47	0.41
	0.7	5.96	4.93	4.14	3.53	3.04	2.65	2.21	1.85	1.55	1.32	1.13	0.98	0.85	0.75	0.66	0.58

- Yield Stress (N/mm²) S280
- Load Factor - 1.5
- Figures shaded governed by deflection
- Fixing Checks must be considered separately
- Load Span Tables to EN 1993-1-3 (Eurocode EC3)